



Sample ID Slips


Cut the following slips and use one with each sample you collect.
You may have left over Sample ID Slips.

CONFIDENTIALITY AND ANNONIMITY INSTRUCTIONS

You may use an alias in place of a person's name when completing the Sample ID slips and Forensic Infidelity Test Form.


(Please note that the name you list will also be the name that appears on your Lab Report when testing is complete.)

PLEASE PRINT LEGIBLY

 CUT ALONG THIS LINE

Sample ID Slip # 1


Name	Relationship	Race	DOB
_____	<input type="checkbox"/> Alleged father	_____	_____
-	<input type="checkbox"/> Son	-	-
	<input type="checkbox"/> Daughter		
	<input type="checkbox"/> Mother		

 CUT ALONG THIS LINE

 CUT ALONG THIS LINE

Sample ID Slip # 2

Name	Relationship	Race	DOB
_____	<input type="checkbox"/> Alleged father	_____	_____
-	<input type="checkbox"/> Son	-	-
	<input type="checkbox"/> Daughter		
	<input type="checkbox"/> Mother		

 CUT ALONG THIS LINE

 CUT ALONG THIS LINE

Sample ID Slip # 3

Name	Relationship	Race	DOB
_____	<input type="checkbox"/> Alleged father	_____	_____
-	<input type="checkbox"/> Son	-	-
	<input type="checkbox"/> Daughter		
	<input type="checkbox"/> Mother		

 CUT ALONG THIS LINE